


Companion
Resources for

Shel Silverstein

The Giving Tree



Activities to Support
Character, Plot, Setting,
Reading Thinking Strategies,
Grammar and Writing Skills,
Comprehension, and Vocabulary!




About the Author, Shel Silverstein

Hometown: _____

Other Books He's Written:

Interesting Facts About the Author:



Shel Silverstein

STORY SUMMARY: The Giving Tree

Characters	Plot	Setting

Shel Silverstein

Character Traits - The Giving Tree

Character	Character Traits
The boy	
The tree	

Shel Silverstein

Character Change - The Giving Tree

CHARACTER	At the beginning of the story...	At the end of the story...
The boy		

How and why does the boy change throughout the story? Use text details to support your answer.




Shel Silverstein

Character Change - The Giving Tree

CHARACTER	At the beginning of the story...	At the end of the story...
The tree		

Does the tree change throughout the story? Use text details to support your answer.



Shel Silverstein

The Giving Tree

Setting: In the Forest by the Tree

My Picture of the Setting

My Description of the Setting

The Giving Tree

Describing the Plot

What is the problem at the beginning of the story?

How is this problem solved by the end of the story?



The Giving Tree

Determining Importance of Events in the Plot

Green Light Very Important Events	Yellow Light Important Events	Red Light Not Important Events

Most Important Events

The Giving Tree

Draw and Describe the Most Important Event in the Beginning of the Book.	Draw and Describe the Most Important Event in the Middle of the Book.	Draw and Describe the Most Important Event in the Ending of the Book.
<hr/> <hr/> <hr/> <hr/> <hr/>	<hr/> <hr/> <hr/> <hr/> <hr/>	<hr/> <hr/> <hr/> <hr/> <hr/>

Summarize!

Try to summarize this story in five sentences! Include only the important events of the story.



Shel Silverstein

The Giving Tree




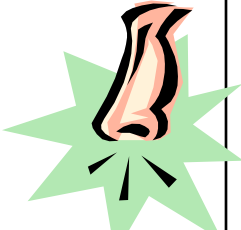

Questions I Had
Before Reading

Questions I Had
During Reading

Questions I Had
After Reading

Sensory Images

The Giving Tree By: Shel Silverstein


What I Could See	What I Could Hear	What I Could Taste	What I Could Smell	What I Could Feel
				

Shel Silverstein

The Giving Tree

Prediction

Evidence From Text



Shel Silverstein


The Giving Tree

My Inference:

CLUE:

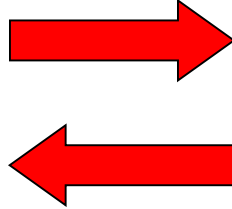
CLUE:

CLUE:



Text-to-Self Connections

Connecting Our Lives to a Fiction Text



The Giving Tree

By: Shel Silverstein

How can you **connect** with this text?


My Important Thoughts While Reading

The Giving Tree by Shel Silverstein



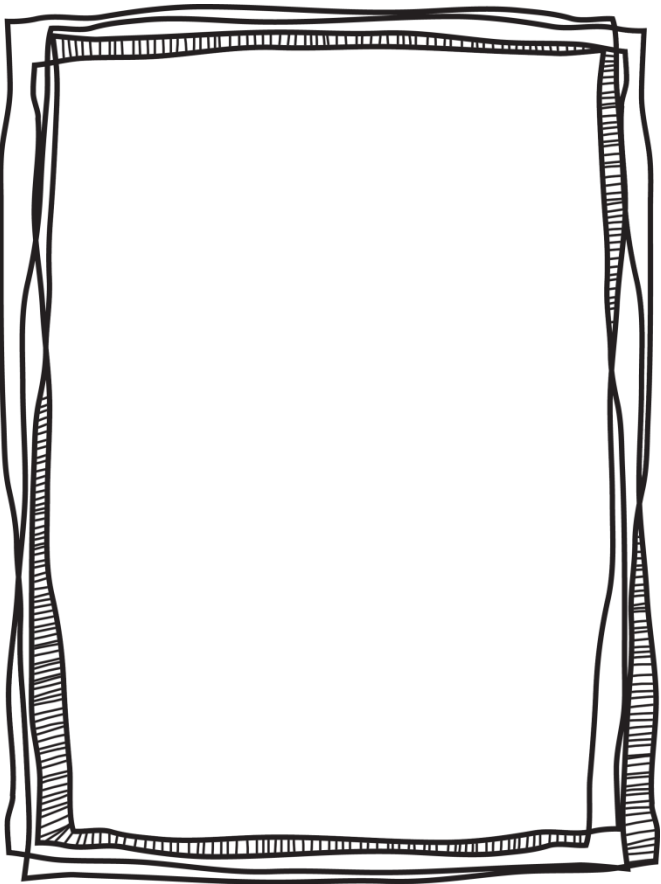
Thoughts	Page Number and Evidence from Text

Shel Silverstein

The Giving Tree

A Word/Sentence I Love	Why I Love It
	

While you are reading silently or your teacher is reading aloud, stop three times and sketch what is happening in the story!



Cause and Effect in The Giving Tree

Cause Because of this...	Effect This happens...
	The boy and the tree are happy.
The boy visits the tree and wants some money.	
	The boy cuts off the tree's branches and carries them away.

Cause and Effect - Write Your Own!

Cause Because of this...	Effect This happens...



New Words I Found!

The Giving Tree

New Word (and page number)	What I Think it Means	Definition and/or Use in a Sentence

The Giving Tree

WORDS TO KNOW!

Word/What I Think It Means	Definition and/or Illustration
gather -	
crown -	
trunk -	

The Giving Tree

WORDS TO KNOW!

Word/What I Think It Means	Definition and/or Illustration
shade -	
alone -	
weak -	

The Giving Tree

WORDS TO KNOW!

Word/What I Think It Means	Definition and/or Illustration
stump -	

Comprehension Questions - The Giving Tree

In the beginning of the story, why do you think the boy comes to visit the tree every day?

How do both the boy and the tree feel when they spend time together every day?

Comprehension Questions - The Giving Tree

As the boy grows older, why does he come to visit the tree?

Discuss all the ways the tree gives of itself to the boy.

Comprehension Questions - The Giving Tree

How does the tree feel after giving each gift to the boy?

How does the boy feel about receiving each gift?

Comprehension Questions - The Giving Tree

When is the boy the happiest in this story? Why? Explain your thoughts.

At the end of the story, why does the boy come to visit the tree?

Comprehension Questions - The Giving Tree

Who would you rather be in this story, the boy or the tree? Explain your choice.

Stories have a way of making you experience different feelings. How does this story make you feel? Why?

Writing Prompt

Think about a special gift you would like to give someone that doesn't cost any money. Tell what the gift would be, who you would give it to, and why you chose that gift and that person.

Writing Prompt

Rewrite The Giving Tree with a different beginning, middle, or end of the story.

Writing Prompt

Write a paragraph about what it means to be a friend.

Writing Prompt

Write a letter to the tree expressing your feelings for the tree.



"Well, an old stump is good for sitting and resting."

...The Giving Tree

Explain this quotation and the importance it has in the book.

Sequence of Events

Please put these events in order from 1-7.

_____ The boy carries away the tree's apples.

_____ The boy cuts down the tree's trunk to make a boat.

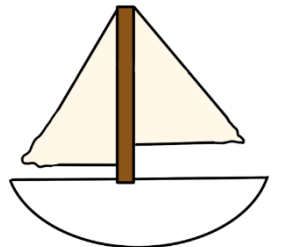
_____ The tree and the boy play hide-and-go-seek.

_____ After telling the tree that he wants a house, the boy carries away the tree's branches.

_____ The boy sits and rests on the tree's stump.

_____ Leaves from the tree are used by the boy to make a crown.

_____ The boy visits the tree and asks for money.





The Giving Tree Noun Search!

A noun is a person, place, or thing.
How many nouns can you find in this story?
List them below.

Examples: boy, forest, leaves



ABC Order - Option 1

Please put these story words in ABC Order:

tree, boy, apples, branches, money, stump, leaves, happy, sad, alone

1. _____
2. _____
3. _____
4. _____
5. _____
6. _____
7. _____
8. _____
9. _____
10. _____

ABC Order - Option 2

Please put these story words in ABC Order:


tree, boy, apples, branches, trunk, stump, leaves, sad, alone, love

1. _____
2. _____
3. _____
4. _____
5. _____
6. _____
7. _____
8. _____
9. _____
10. _____


Count the syllables in these words from
The Giving Tree. Write them on the correct thought cloud!

money tree branch happy stump alone crown
forest leaves visit

1 syllable



2 syllables



Draw a picture of something you like to do beside a tree that makes you happy!



Shel Silverstein

The Giving Tree

My favorite part was...

because...

My least favorite part was...

because...

Persuade?

Author's Purpose

Inform?

What was the author's purpose for writing
The Giving Tree? Explain your thinking!

Entertain?


Letter to the Author Activity

Write a letter to Shel Silverstein, the author of The Giving Tree. In this letter, please discuss your favorite part of the book. Include details from the book and two reasons for your choice. Be sure to use all the elements of a friendly letter in your writing. Have fun!

Dear Shel Silverstein,

Lesson/Theme of The Giving Tree

What is the lesson or theme of The Giving Tree?
Give information from the text to support your answer.
Add an illustration to show what you learned from
this story.





Book Commercial

Why should people read The Giving Tree?

Include
at least
three
reasons!



A Special Thanks to...

Clip Art By:



<https://www.teacherspayteachers.com/Store/Clipart-For-Teachers>